

DATA SHEET

Pluggable Multi-Pole SPD

ProTec T1/T2-350-3+1-E

Class I • Class II • Type 1 • Type 2 • Type 1CA



Location of Use: Sub-Distribution Boards
 Network Systems: TT, TN-S
 Mode of Protection: L-N, N-PE
 Surge Ratings: $I_n = 20\text{ kA (8/20}\mu\text{s)}$
 $I_{imp} = 12.5\text{ kA (10/350}\mu\text{s)}$
 IEC/EN/UL Category: Class I,II / Type 1,2 / Type 1CA
 Protective Elements: High Energy MOV and GDT
 Housing: Pluggable Design
 Compliance: IEC 61643-11:2011
 EN 61643-11:2012
 UL 1449, 4th edition

Technical Data**ProTec T1/T2-350-3+1-E****IEC Electrical**

Nominal AC Voltage (50/60Hz)	U_o/U_n	277 V
Maximum Continuous Operating Voltage (AC)	(L-N) U_c	350 V
	(N-PE) U_c	305 V
Nominal Discharge Current (8/20 μs)	(L-N)/(N-PE) I_n	20 kA / 40 kA
Maximum Discharge Current (8/20 μs)	(L-N)/(N-PE) I_{max}	50 kA / 65 kA
Impulse Discharge Current (10/350 μs)	(L-N)/(N-PE) I_{imp}	12.5 kA / 12.5 kA
Specific Energy	(L-N)/(N-PE) W/R	39 kJ/ Ω / 39 kJ/ Ω
Charge	(L-N)/(N-PE) Q	6.25 As / 6.25 As
Voltage Protection Level	(L-N)/(N-PE) U_p	1750 V / 1500 V
Follow Current Interrupt Rating	(N- I_{fi}	100 A _{RMS}
Response Time	(L-N)/(N-PE) t_A	< 25 ns / < 100 ns
Back-Up Fuse (max)		315 A gG / 250 A gG
Short-Circuit Current Rating (AC)	I_{SCCR}	25 kA / 50 kA
TOV Withstand 5s	(L-N) U_T	403 V
TOV Withstand 200ms	(N-PE) U_T	1200 V
Number of Ports		1

UL Electrical

Maximum Continuous Operating Voltage (AC)	(L-N)/(N-PE) MCOV	350 V / 305 V
Voltage Protection Rating	(L-N)/(N-PE) VPR	1200 V / 1000 V
Nominal Discharge Current (8/20)	(L-N)/(N-PE) I_n	20 kA / 20 kA
Short-Circuit Current Rating (AC)	(L-N) SCCR	150 kA

Mechanical

Operating Temperature Range	T_a	-40 °F to +185 °F [-40 °C to +85 °C]
Permissible Operating Humidity	RH	5%...95%
Altitude		13123 ft [4000m]
Terminal Screw Torque	M_{max}	39.9 lbf-in [4.5 Nm]
Conductor Cross Section (max)		35mm ² (Solid) / 25mm ² (Stranded)
		2 AWG (Solid) / 4 AWG (Stranded)
Mounting		35mm DIN Rail, EN 60715
Degree Of Protection		IP 20 (built-in)
Housing Material		Thermoplastic: Extinguishing Degree UL 94 V-0
Thermal Protection		Yes
Operating State / Fault Indication		Green Flag / Not Green Flag

Ordering Code

ProTec T2-350-3+1-B	580.270
ProTec T1-350-3+1-E-P	58.0324

AWG=American Wire Gauge

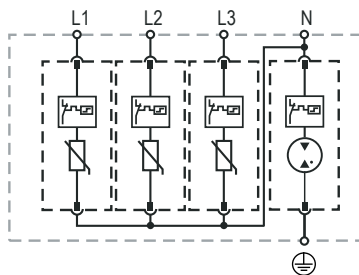
Information contained in this document is subject to change at any time without notice.

ProTec T1/T2-350-3+1-E

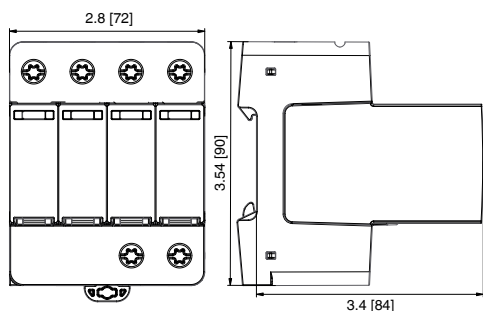
Internal Configuration

Legend

- L Line
- N Neutral
- ⊕ Protective Earth



Dimensions & Weights



Weights

ProTec T1/T2-350-3+1-E

Single Unit Weight	pounds	1.397
	grams	634

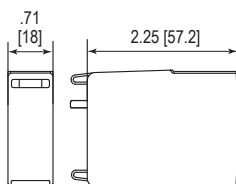
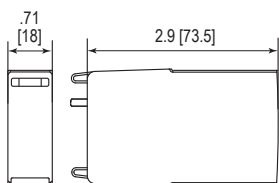
Plug Internal Configuration

ProTec T1-350-P

ProTube T2-40-P



Dimensions & Weights



Weights

ProTec T1-350-P

Single Unit Weight	pounds	.272
	grams	123

ProTube T2-40-P

Single Unit Weight	pounds	.093
	grams	42

inches
[mm]

Information contained in this document is subject to change at any time without notice.

